

COVID-19 DAILY STATISTICS**RUTHERFORD COUNTY**

Data Source: Foothills Health District

AUGUST 24, 2020

Total Tested	9,803
Total Negative Tests	8,746
Total Pending Tests	123
Total Positive Tests	934

Percent Positive of Individuals Tested	9.6%
Households Affected	609

Breakdown of Positive Tests

Quarantined at Home	153
Quarantined at Hospital	19
Ages (25-49)	1
Ages (50-64)	8
Ages (65+)	10

Total Active Positives 172

Out of Quarantine	742
Deceased - Total	20
Ages (25-49)	1
Ages (50-64)	6
Ages (65+)	13

Breakdown of Positive Cases by Category

Female	492
Male	442
Ages (0-17)	84
Ages (18-24)	112
Ages (25-49)	358
Ages (50-64)	239
Ages (65+)	141
28018 (Bostic)	51
28020 (Casar)	1
28040 (Ellenboro)	67
28043 (Forest City)	309
28114 (Mooresboro)	72
28139 (Rutherfordton)	301
28160 (Spindale)	81
28167 (Union Mills)	26
28746 (Lake Lure)	26
American Indian	2
Asian	3
Black	188
Hispanic	110
Pacific Islander	1
White	630

ESTADISTICAS DIARIAS DEL COVID-19**CONDADO DE RUTHERFORD**

Fuente De Informacion: Distrito de Salud Foothills

AGOSTO 24, 2020

Total de Examinados	9,803
Total de Casos Negativos	8,746
Total de Casos Pendientes	123
Total de los Casos Positivos	934

Porcentaje Positivo de Individuos Evaluados	9.6%
Hogares Afectados	609

Desglose de los Exámenes Positivos

Cuarentena en el Hogar	153
Cuarentena en el Hospital	19
Edades (25-49)	1
Edades (50-64)	8
Edades (65+)	10

Total De Casos Positivos Activos 172

Fuera de la Cuarentena	742
Muertes - Total	20
Edades (25-49)	1
Edades (50-64)	6
Edades (65+)	13

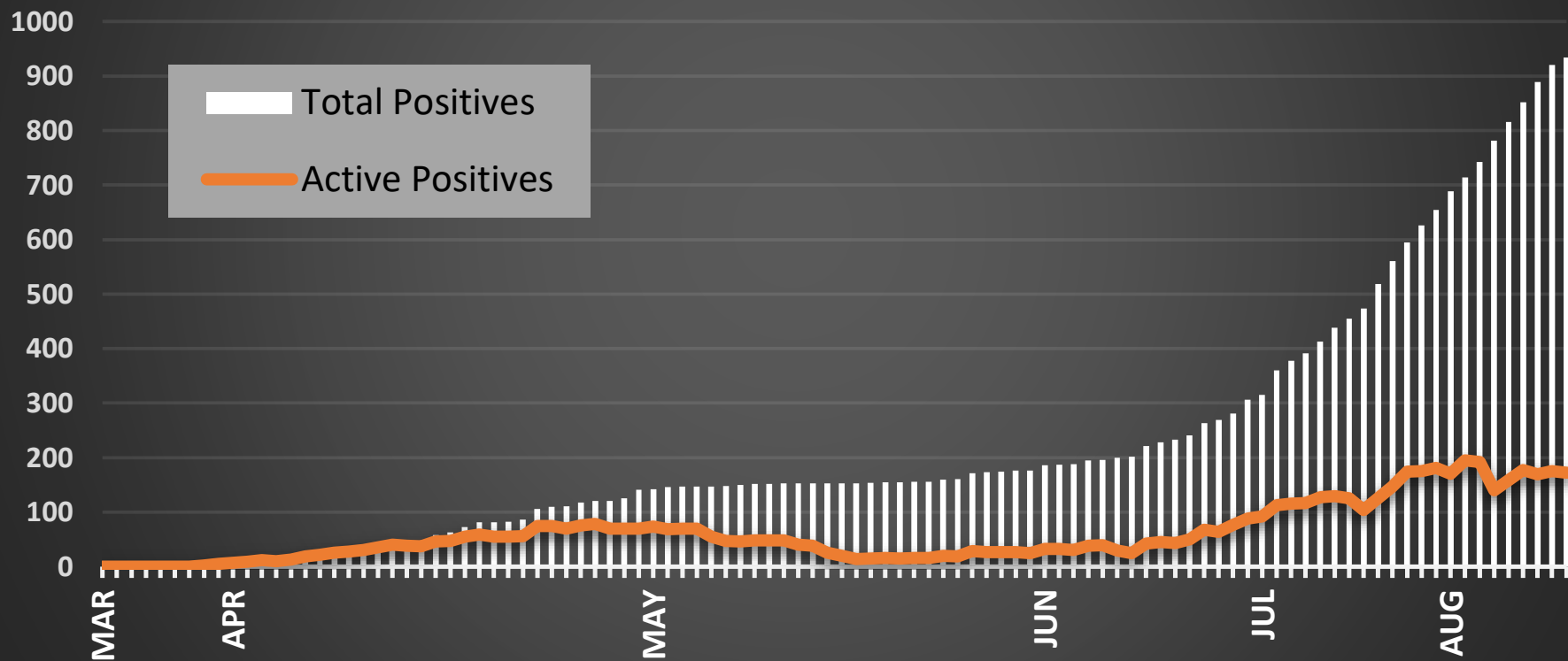
Desglose de Casos Positivos por Categoría

Hembras	492
Machos	442
Edades (0-17)	84
Edades (18-24)	112
Edades (25-49)	358
Edades (50-64)	239
Edades (65+)	141
28018 (Bostic)	51
28020 (Casar)	1
28040 (Ellenboro)	67
28043 (Forest City)	309
28114 (Mooresboro)	72
28139 (Rutherfordton)	301
28160 (Spindale)	81
28167 (Union Mills)	26
28746 (Lake Lure)	26
Indio Americana	2
Asiático	3
Negra	188
Hispana	110
Isleño del Pacífico	1
Blanca	630

TOTAL VS. ACTIVE POSITIVE CASES

Rutherford County - COVID-19

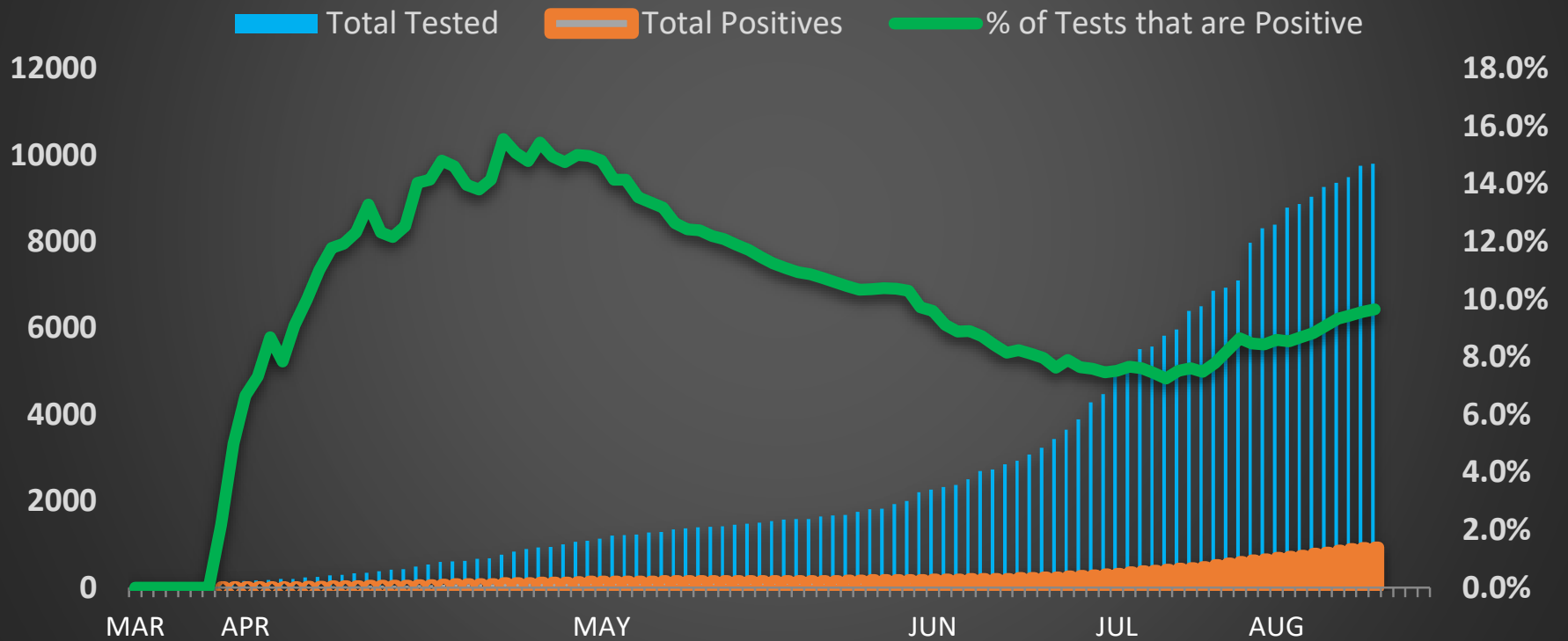
Updated: 08-24-20



% OF TESTS THAT ARE POSITIVE

Rutherford County - COVID-19

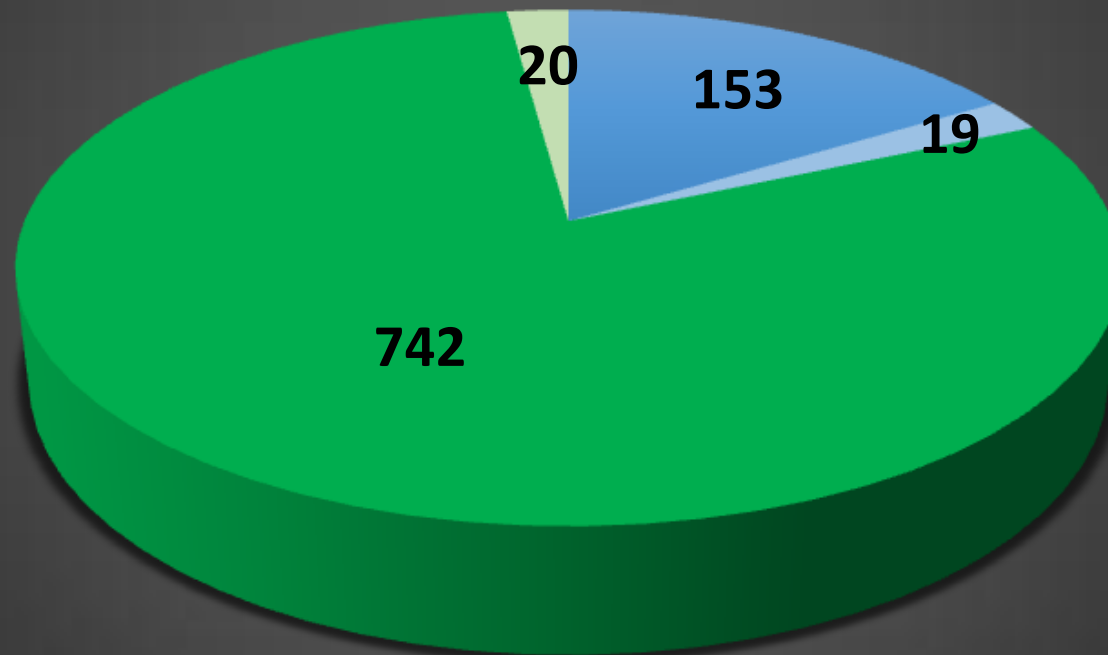
Updated: 08-24-20



STATUS OF POSITIVE CASES

Rutherford County- COVID-19

Updated: 08-24-20

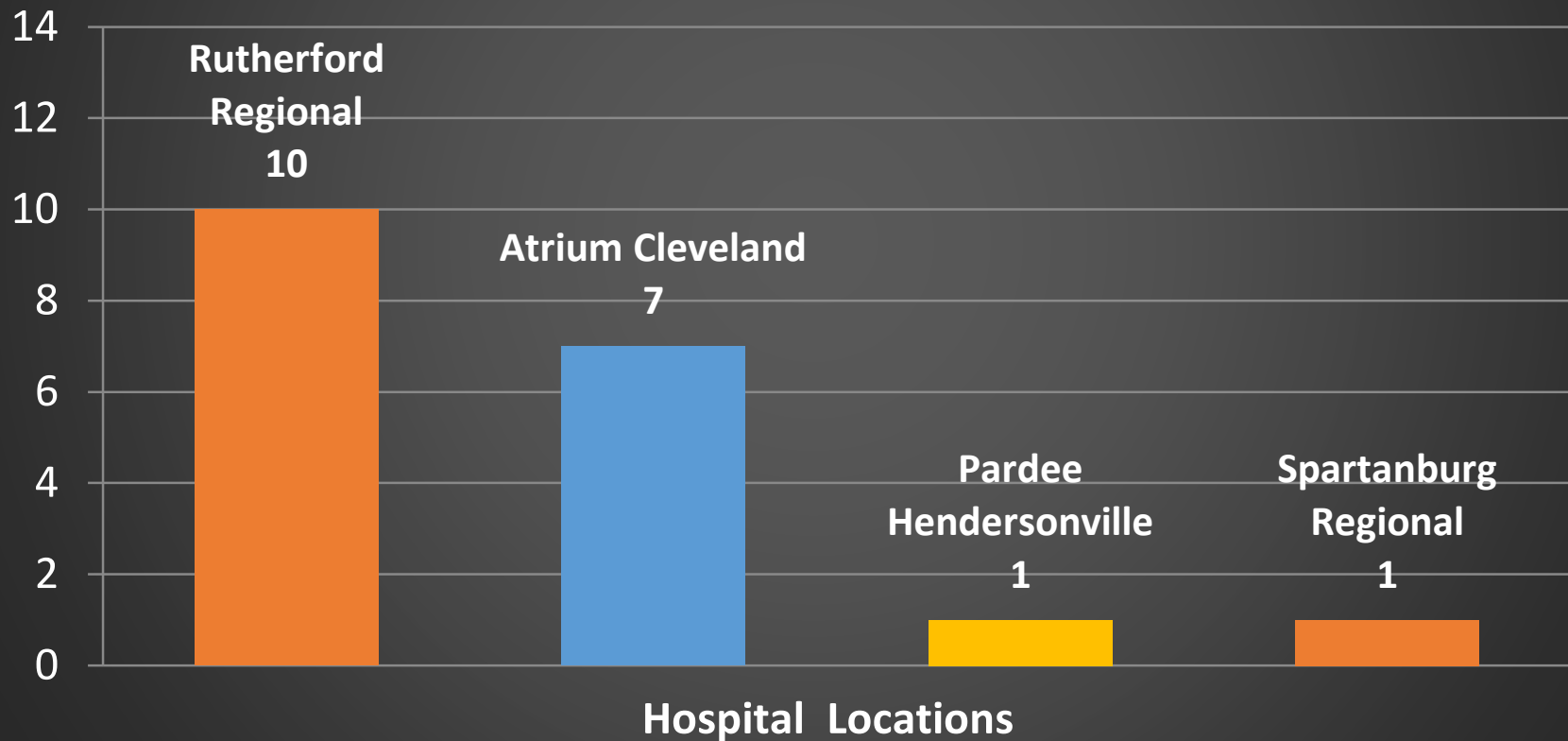


■ Quarantined ■ Hospitalized ■ Out of Quarantine ■ Deceased

CURRENT HOSPITALIZATIONS

Rutherford County- COVID-19

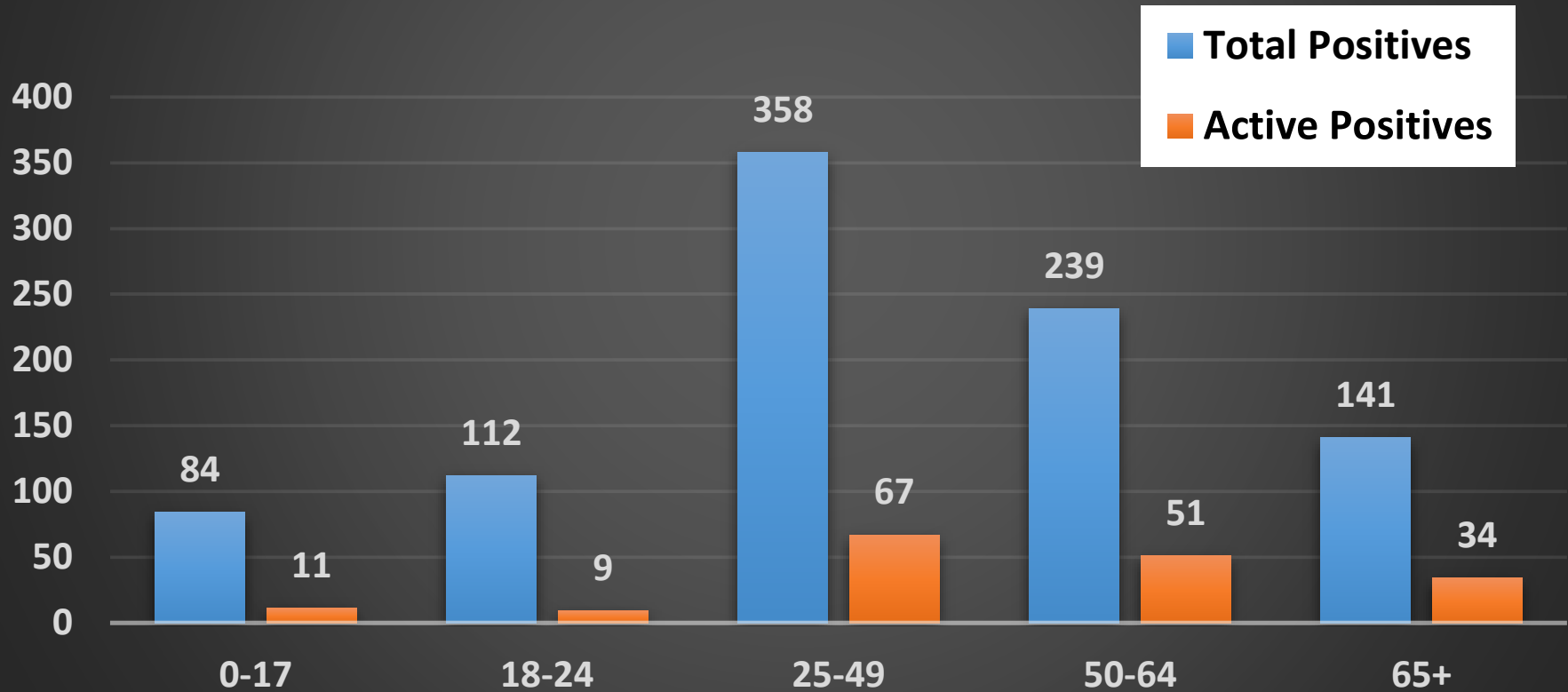
Updated: 08-24-20



AGE RANGES

Rutherford County- COVID-19

Updated: 08-24-20



ZIP CODE DISTRIBUTION

Rutherford County- COVID-19

Updated: 08-24-20

